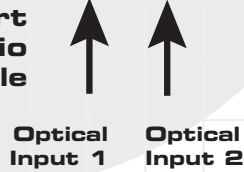


**QUICK START GUIDE**


①



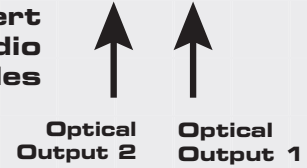
Insert digital audio source cable



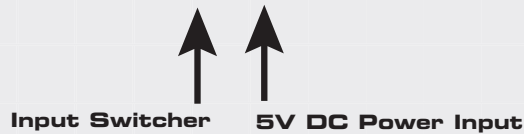
②



Insert digital audio output cables



③



Apply power, then use the input switcher to toggle between TOSLINK or S/PDIF

[www.gefentv.com](http://www.gefentv.com)

**GTV-DIGAUDT-141**

**Main Features**

- Supports TOSLINK and S/PDIF standards of digital audio transmission.
- Supports uncompressed 2-channel LPCM (Linear Pulse Code Modulation) audio signal.
- Supports compressed 2-channel and multi-channel Dolby and DTS audio signal.
- Provides electromagnetic-noise-free transmission.
- Easy to install and simple to operate.

**Specifications**

Input ports	1 x TOSLink (Optical Fiber) 1 x SP/DIF (Coaxial)
Output ports	1 x TOSLink (Optical Fiber) 1 x SP/DIF (Coaxial)
Power Supply	5V/0.36~0.5A DC (US/EU standards, CE/FCC/UL certified)
Dimensions (mm)	46(W) x 45.5(D) x 23.5(H)
Weight(g)	22
Chassis Material	Plastic
Silk Skin Color	White
Operating Temperature	Operating from 0°C ~ 48°C

[www.gefentv.com](http://www.gefentv.com)